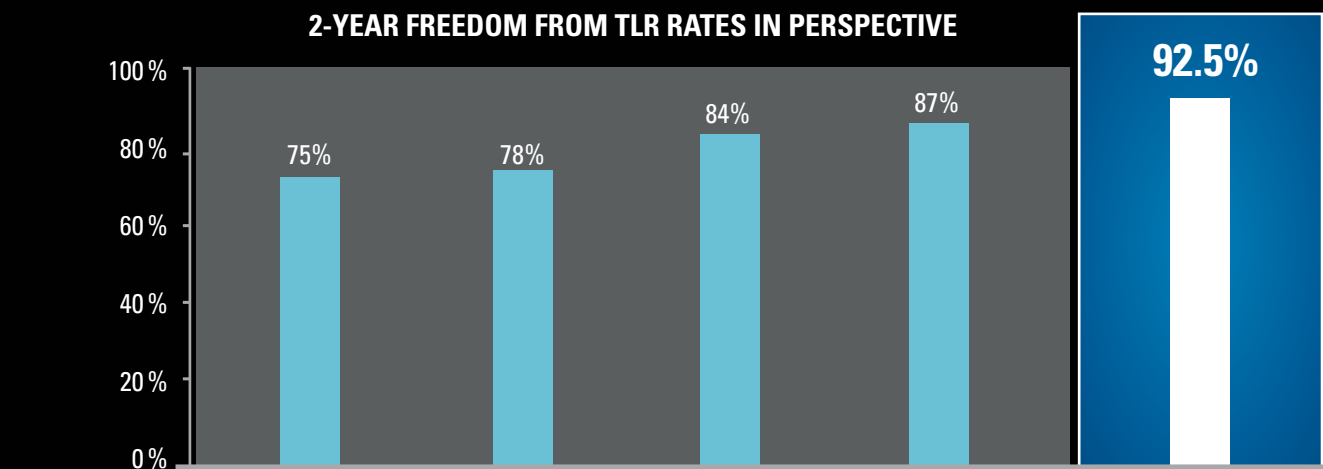
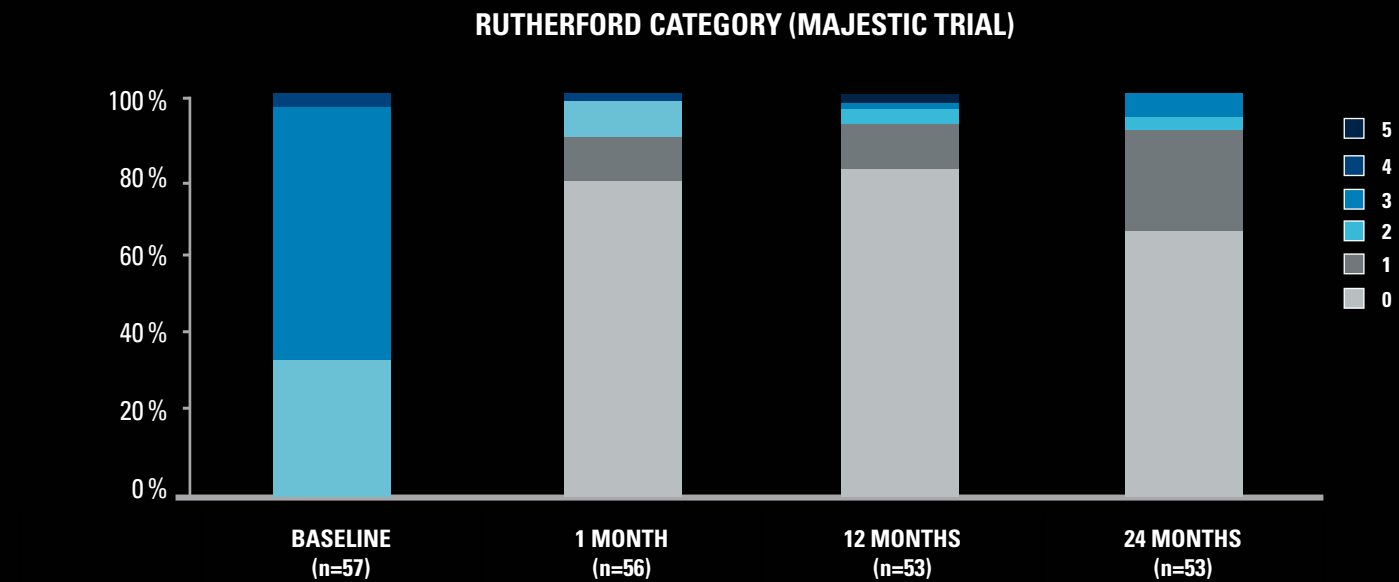


Highest reported Freedom from TLR rate at 2 years



	DURABILITY II (EverFlex™) ¹	RESILIENT (LifeStent™) ²	SUPERB (Supera™) ³	Zilver™ PTX™ Randomized Trial ⁴	MAJESTIC (Eluvia™) ⁵
Avg. Lesion Length (cm)	8.9	7.1	7.8	5.4	7.1
Severely calcified	43 %	25 %	45 %	37 %	65 %
Total occlusions	48%	17%	25%	38%	46%

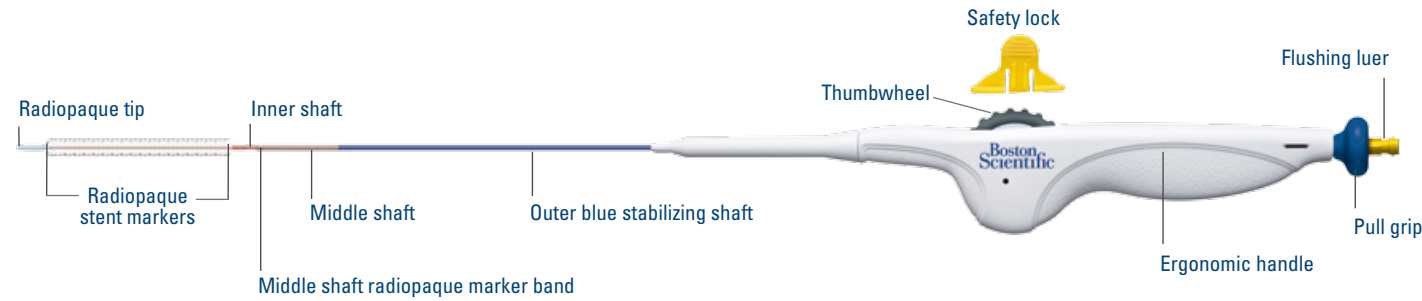


91% OF PATIENTS HAD NO OR MINIMAL CLAUDICATION AT 2 YEARS

Results from different trials are not directly comparable. Information provided for educational purposes.
1. Rocha-Singh KJ, et al. Catheterization and Cardiovascular Interventions. 2015; 86:164–170. n=287
2. Laird J, et al. J Endovasc Ther. 2012;19:1–9. n=134
3. Data obtained from product SSID found on www.fda.com on 6Sep2016. n=213
4. Dake M, et al. JACC. 2013; 61: 2417-27. n=236
5. Müller-Hülsbeck S. Presented at CIRSE 2016. n=57; represents actual freedom from TLR rate; Kaplan-Meier estimate is 91.3%

ELUVIA™ Drug-Eluting Vascular Stent System

Triaxial delivery system for more precise and predictable stent placement



		Stent diameter (mm)				
		6		7		
		Delivery system working length (cm)				
		75	130	75	130	
Stent Length (mm)	40	H74939295600470	H74939295600410	H74939295700470	H74939295700410	6F (1,67mm)
	60	H74939295600670	H74939295600610	H74939295700670	H74939295700610	6F (1,67mm)
	80	H74939295600870	H74939295600810	H74939295700870	H74939295700810	6F (1,67mm)
	100	H74939295601070	H74939295601010	H74939295701070	H74939295701010	6F (1,67mm)
	120	H74939295601270	H74939295601210	H74939295701270	H74939295701210	6F (1,67mm)
	150	H74939295601570	H74939295601510	H74939295701570	H74939295701510	6F (1,67mm)

CAUTION: The law restricts these devices to sale by or on the order of a physician. Indications, contraindications, warnings and instructions for use can be found in the product labeling supplied with each device. Information for the use only in countries with applicable health authority product registrations.

This material is not for use or distribution in France. Eluvia is a registered or unregistered trademark of Boston Scientific Corporation or its affiliates. All other trademarks are property of their respective owners.

PI-424605-AA Sept 2016 Printed in Germany by medicalvision

Boston
Scientific
Advancing science for life™

www.bostonscientific.eu

© 2016 Boston Scientific Corporation or its affiliates. All rights reserved.
DINPER4688EA

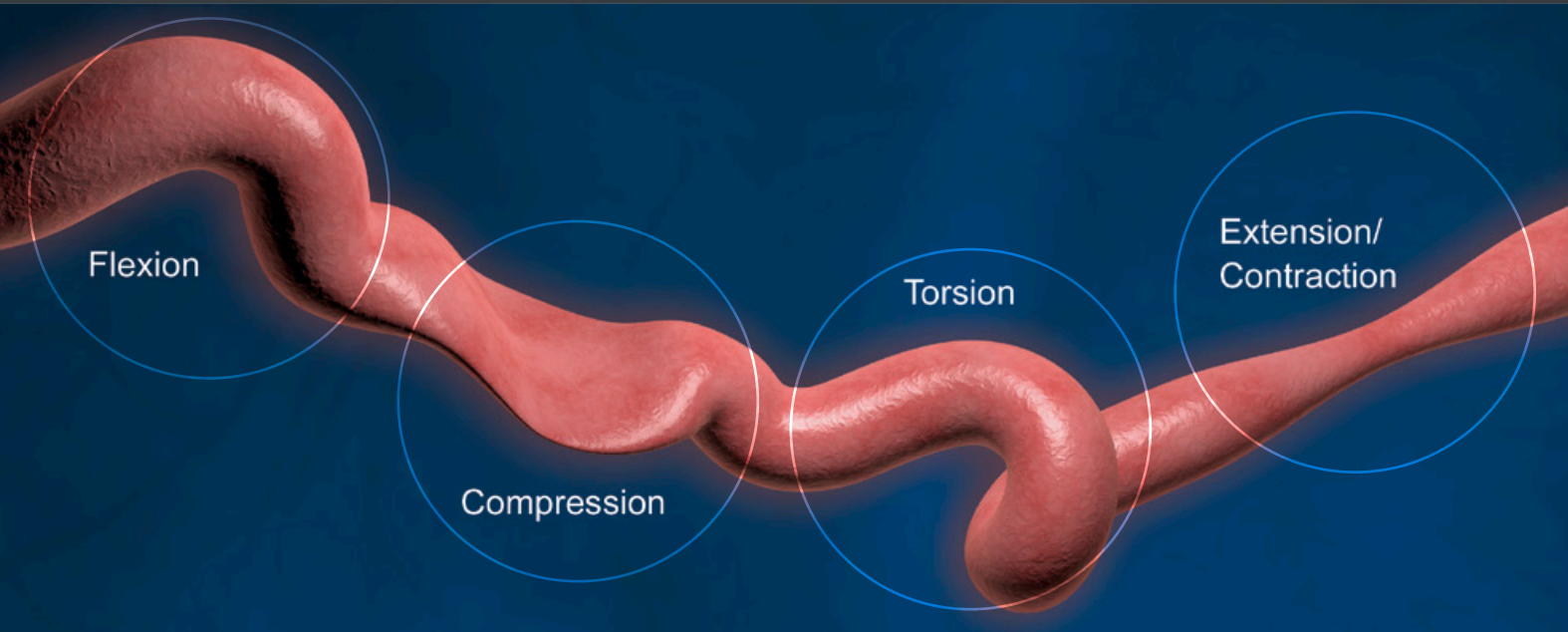
Boston
Scientific
Advancing science for life™

Lotto 15

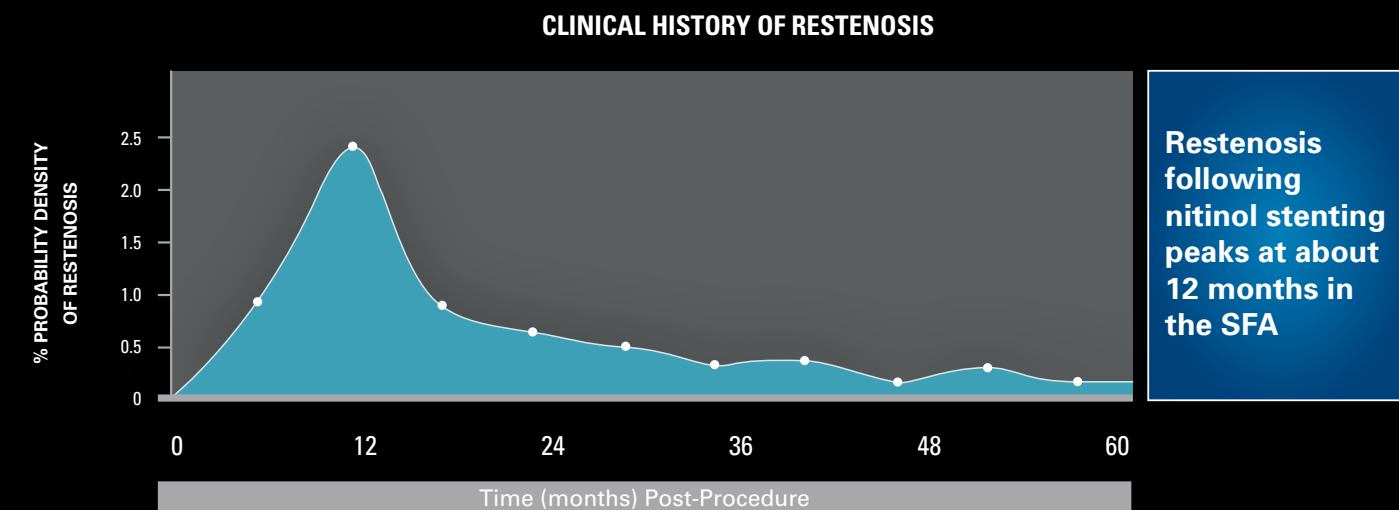
ELUVIA™ Drug-Eluting Vascular Stent System

SUSTAINED RELEASE.
SUSTAINED RESULTS.

The Challenge: A Harsh SFA Environment



Significant mechanical forces in the SFA prolong the response to injury and make the SFA susceptible to restenosis.

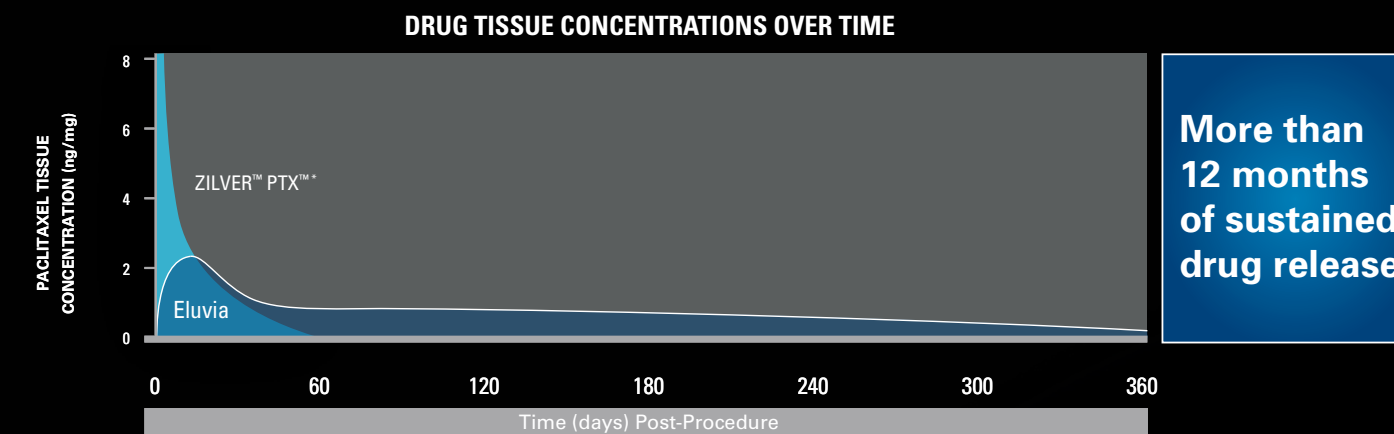


The Solution: Sustained Drug Release

The Eluvia™ Stent, with Sustend™ drug-delivery technology, is designed to deliver paclitaxel when restenosis is most likely to occur.

Polymer-based technology with proven biocompatibility¹

- Implanted in more than 10 million vessels since 2007
- More than 20,000 patients studied in clinical trials



Built on the Innova™ Stent platform, designed to optimize:

- Flexibility
- Radial strength
- Fracture resistance

While providing uniform scaffolding for drug delivery.

* Based on pre-clinical PK analysis. Data on file at Boston Scientific.
Dake MD, et al. J Vasc Interv Radiol. 2011;22(5):603-610.
1. Data on file at Boston Scientific.

The Outcome: UNPRECEDENTED Results in the SFA

MAJESTIC CLINICAL TRIAL

TRIAL OVERVIEW


- Core lab adjudicated single-arm, multicenter trial (n=57)
- 65% of lesions severely calcified
- 46% total occlusions
- 71 mm average lesion length

2-YEAR RESULTS

92.5% Freedom from TLR

91 % patients with minimal or no claudication

0 STENT FRACTURES



Müller-Hulsbeck S. Presented at CIRSE 2016. Represents actual freedom from TLR rate. Kaplan-Meier estimated freedom from TLR is 91.3%. Data on file at Boston Scientific.